

STUDIO MAZE 300 IRIS



LIGHT SOURCE

- LED POWER : 200W/300W
- LED COLOR : 2-IN-1/4-IN-1(200W), CW OR WW(200W/300W) COB LED
- IC CHIP : NICHIA
- LED LAMP : IMPORTED LED
- LED LIFE TIME : OVER 10000 HOURS
- COLOR RENDERING INDEX(CRI) : RA≥90

OPTICS

- BEAM ANGLE : ZOOM FROM 15°TO 38°
- DMX ZOOM AND MANUAL ZOOM OPTIONAL
- DIMMER : 0~100% LINEARLY ADJUSTABLE
- STROBE : 1-25TIMES/SEC
- REFRESH RATE : >400 VIDEO FLICKER FREE

CONTROL

- CONTROL PROTOCOL : DMX 512
- CONTROL SYSTEM : DMX, AUTO RUN AND MASTER/SLAVE

POWER SUPPLY

- VOLTAGE : AC100-240V 50-60HZ
- MAX.POWER : 200W/300W

FEATURES

- FOCUS : CAN BE ADJUSTED BY HAND
- TECHNOLOGY : HIGH-QUALITY OPTICAL SYSTEM, GLASS REFLECTOR

DMX CHANNELS



- MANUZL ZOOM : 1/3CH(SINGLE COLOR),2/5CH(2IN1),4/8CH(4IN1)
- MANUZL ZOOM : 2/5CH(SINGLE COLOR),3/7CH(2IN1),5/10CH(4IN1)

WORKING ENVIRONMENT

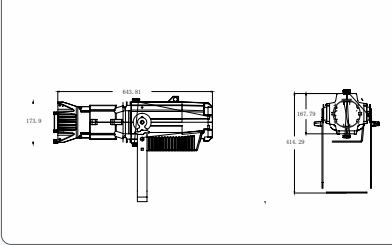
- WORKING TEMPERATURE : -30~40
- COOLING SYSTEM : NO NOISE FAN OF PCCOOLER
- THERMAL SENSOR MONITORING : OVER-TEMPERATURE PROTECTION
- IP GRADE : IP20

PACKAGE

- NET WEIGHT : 10.5 KGS
- GROSS WEIGHT : 12 KGS
- PACKING SIZE : 72*33*31.5 CM (1PC/CARTON)



DIMENSION



BEAM ANGLE

